



KYOCERA Document Solutions  
A.B.N. 77 003 852 444  
Level 3, 6-10 Talavera Road  
North Ryde NSW 2113  
TEL: (02) 9888 9988  
Fax: (02) 9888 9588  
SERVICE: 13 5962  
www.kyoceradocumentsolutions.com.au

## FS-Series Printers (with LCD Display)




The page count or meter reading from FS-Series printers can be obtained from a **Status Page** print out.  
If your printer has no LCD Display, follow the instructions for FS Series Printers (no Display)

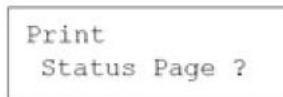
Use the following steps to print out a Status Page.

**STEP 1** Press the **MENU** button on the printer front panel.


**STEP 2** Press the **UP** or **DOWN** arrow keys to select the **PRINT STATUS PAGE** appears.



**STEP 3** Press the **OK** button. A question mark (?) will appear.



**STEP 4** Press the **OK** button again and the Status Page will print out. The total page count is available in the **Page Information** section (2).



**STEP 5** Press the **MENU** button to return to normal printing mode.