



KYOCERA Document Solutions  
A.B.N. 77 003 852 444  
Level 3, 6-10 Talavera Road  
North Ryde NSW 2113  
TEL: (02) 9888 9988  
Fax: (02) 9888 9588  
SERVICE: 13 5962  
[www.kyoceradocumentsolutions.com.au](http://www.kyoceradocumentsolutions.com.au)




The FS-C5150 / 5250 DN uses an electronic counter to record the copy counts. This can be read off the LCD display or printed out in a report.


Please use the following steps to check the electronic counts or to print the report.

**Step 1** Press the MENU button on the printer front panel

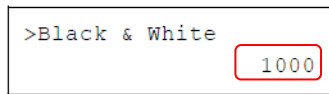
**Step 2** Press the **UP** or **DOWN** button on the printer front panel until **Counter** > appears.



**Step 3** Press **Right**, while Counter > is displayed.  
Press the **UP** or **DOWN** until > **Colour** appears.  
The total number of **Colour** Printed Pages is displayed



Press the **UP** or **DOWN** until **> Monochrome** appears.  
The total number of **Monochrome** Printed Pages is displayed



A screenshot of a printer's LCD display. The display shows the text ">Black & White" on the left and the number "1000" on the right. The number "1000" is enclosed in a red rectangular box, indicating it is the value being displayed.

**Step 4** Press **Menu**. The display returns to Ready.