



KYOCERA Document Solutions
A.B.N. 77 003 852 444
Level 3, 6-10 Talavera Road
North Ryde NSW 2113
TEL: (02) 9888 9988
Fax: (02) 9888 9588
SERVICE: 13 5962
www.kyoceradocumentsolutions.com.au




The FS-C5100D / 5200DN / 5300DN uses an electronic counter to record the copy counts. This can be read off the LCD display.


Please use the following steps to check the electronic counts.

Step 1 Press the MENU button on the printer front panel


Step 2 Press the **UP** or **DOWN** button on the printer front panel until **Counter** > appears.



Step 3 Press **Right**, while Counter > is displayed.
Press the **UP** or **DOWN** until > **Colour** appears.
The total number of **Colour** Printed Pages is displayed



Press the **UP** or **DOWN** until **> Monochrome** appears.
The total number of **Monochrome** Printed Pages is displayed



Step 4 Press **Menu**. The display returns to Ready.