



KYOCERA Document Solutions
A.B.N. 77 003 852 444
Level 3, 6-10 Talavera Road
North Ryde NSW 2113
TEL: (02) 9888 9988
Fax: (02) 9888 9588
SERVICE: 13 5962
www.kyoceradocumentsolutions.com.au



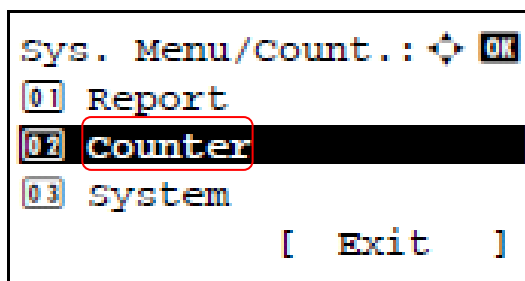
The FS-3040 / 3040+ / 3140 / 3140+ MFP uses an electronic counter to record the copy counts. This can be read off the LCD display.

Please use the following steps to check the electronic copy count.

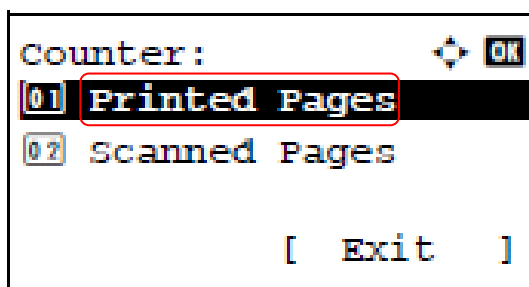
Step 1 Press the System Menu/Counter button on the Operator Panel.



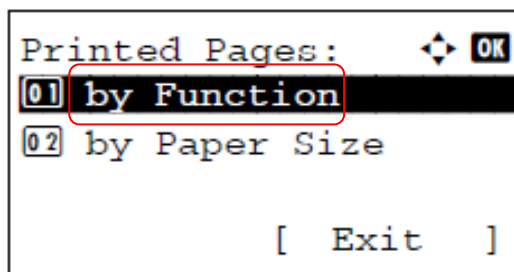
Step 2 Press the **UP** or **DOWN** button on the printer front panel to select Counter.
Press **OK**.



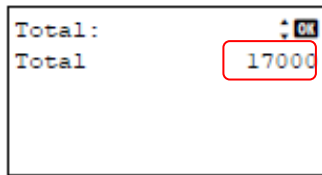
Step 3 Press the **UP** or **DOWN** button on the printer front panel to select Printed Pages
Press **OK**.



Step 4 Select by Function, Press **OK**.



Step 5 Press the **LEFT** or **RIGHT** key to check the **Count**.



Step 6 After completing checking the count, press the **OK** key. The screen returns to the menu page.