



KYOCERA Document Solutions  
A.B.N. 77 003 852 444  
Level 3, 6-10 Talavera Road  
North Ryde NSW 2113  
TEL: (02) 9888 9988  
Fax: (02) 9888 9588  
SERVICE: 13 5962  
[www.kyoceradocumentsolutions.com.au](http://www.kyoceradocumentsolutions.com.au)



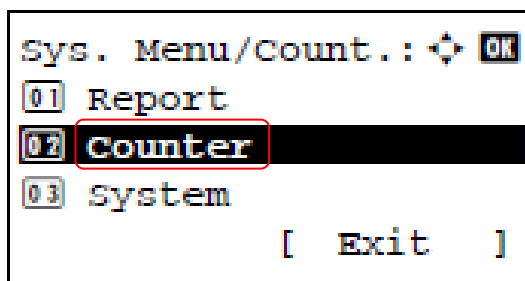
The FS-1028 / 1128 MFP uses an electronic counter to record the copy counts. This can be read off the LCD display.

Please use the following steps to check the electronic copy count.

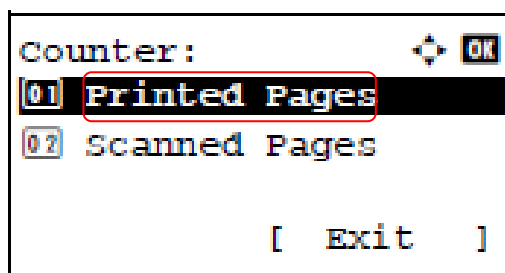
**Step 1** Press the System Menu/Counter button on the Operator Panel.



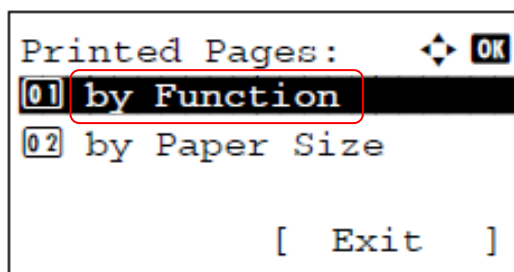
**Step 2** Press the **UP** or **DOWN** button on the printer front panel to select **Counter**.  
Press **OK**.



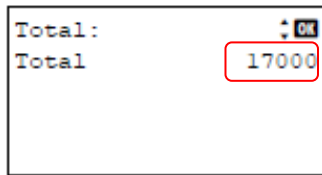
**Step 3** Press the **UP** or **DOWN** button on the printer front panel to select **Printed Pages**.  
Press **OK**.



**Step 5** Select by Function, Press **OK**.



**Step 5** Press the **LEFT** or **RIGHT** key to check the **Count**.



**Step 6** After completing checking the count, press the **OK** key. The screen returns to the menu page.